

An aerial photograph of a large, white motor yacht, 'The Wellesley', sailing on a deep blue ocean. The yacht is viewed from a high angle, showing its multiple decks and a prominent white superstructure. A smaller, red and white speedboat is visible in the lower right, leaving a white wake behind it. The text 'The Wellesley' is written in a large, white, serif font, and 'MOTOR YACHT' is written in a smaller, white, sans-serif font below it.

The
Wellesley
MOTOR YACHT

The Wellesley, London's finest boutique-grand hotel in Knightsbridge, announces 6 new suites – onboard the newly launched 56m superyacht, **MY The Wellesley**.

Mirroring the hotel's art-deco design, and set against a constantly changing backdrop, guests are invited to experience the same exceptional personal service, fine dining and attention to detail that has become synonymous with the hotel, on board a private superyacht.

MY The Wellesley was originally built in the Netherlands by Oceanco in 1993, and has just completed a comprehensive refit by Sunrise Yachts. Interior designer Dennis Irvine, of Dennis Irvine Studios, was also responsible for the 1920s glamour that epitomises the hotel.

MY The Wellesley boasts the largest open deck space of any 56m on the water - ideal for entertaining family and friends, or hosting corporate events in utter privacy. The ultimate yacht for discerning charterers.

Combine a stay at **The Wellesley** in London's Knightsbridge with a charter in the Mediterranean (summer) or Caribbean (winter).





THE WELLESLEY,
KNIGHTSBRIDGE, LONDON



MY THE WELLESLEY





© THE WELLESLEY 2016

CONTENTS

1. MASTER SUITE
2. VIP SUITE
3. BATHROOMS
4. SALOON
5. CLUB LOUNGE
6. DINING ROOM
7. OUTDOOR DINING
8. SPILLPOOL & CRASH PAD
9. BBQ GRILL & BAR
10. BEACH CLUB
11. TECHNICAL SPECIFICATION
12. ARRANGEMENT





OWNER'S SUITE



THE SUITES

MY The Wellesley sleeps 12 guests in six cabins, all en suite. Featuring bespoke furniture, black and white portraits and bevelled mirrors, the 1920s styling and crisp linen ensure that the suites are a seamless extension of the hotel.

Suites consist of The Owner's Suite - with panoramic sea views; The Master Suite; The VIP Suite; One Double and Two Twins (both convert to doubles for maximum flexibility).



MASTER SUITE

The full beam Master Suite on the lower deck has been completely refurbished with leather panelling, rich mahogany and bronze detailing, as well as a sumptuous en suite. The bathroom has a bath and a shower, as well as a walk-in wardrobe.





BATHROOMS

Each of the expansive bathrooms has been designed individually, using hand-selected Arabescato Corchia marble from the Carrara region in Italy.

Everything – from the bath towels and robes to the Hermès amenities – is consistent with the hotel.





MAIN SALOON

With panoramic sea views, the main saloon comfortably seats 12 and is an ideal gathering point for afternoon tea, or casual meetings before jumping in the tenders to go ashore.



CLUB LOUNGE

A collection of the world's finest cigars are showcased in the impressive, bespoke humidor onboard, in synergy with the hotel's renowned Cigar Lounge.

Featuring a connoisseur's selection, guests can enjoy a Montecristo, Cohiba, or limited edition Bolivar paired with Cognac, in the Club Lounge or on the connecting outdoor smoking deck.





DINING

Should you choose to host a dinner in complete privacy, the dining room on MY The Wellesley rivals the best onshore restaurants for fine-dining and service.

The Wellesley custom made dinner service is designed for afternoon tea, corporate lunches and celebrating family events.

Alternatively, choose the silver service lay for formal dinners, where Baccarat crystal, Christofle silverware and Wedgwood crockery set the tone.

Two vast outdoor dining areas mean you can ensure variety over the course of your charter.

OUTDOOR DINING

MY The Wellesley offers two vast outdoor dining spaces on both the main deck and sun deck. Both dining tables seat up to 12 guests comfortably on 4.5m long tables and can be laid for both casual and formal events.





SPILLPOOL & CRASH PAD

With more than 40 square metres of outdoor deck space on three levels, MY The Wellesley offers the definitive entertaining space.

On the sundeck, the spillpool seats 8, while the surrounding crashpad is the social epicentre of the yacht. Across the main and lower decks, sunpads, Dedon sofas and Indian Ocean loungers offer plenty of further relaxation space.



BBQ GRILL & BAR

Watch the sunset from the bar with 360 degree views, before enjoying a casual seafood barbeque, or stone baked pizza on the BBQ grill.

After supper, watch a movie at the outdoor cinema with its state of the art AV system.





BEACH CLUB

For guests who like to be close to the water, the Beach Club offers every conceivable entertainment.

Two tenders: a 10m chase boat and 4.5m sea tender, are on hand to transport guests to and from the shore, to explore the coastline or attend dinners and events.


The inflatable jetski dock makes it easy for guests to hop on and off without the need for a crew chaperone. There are two jetskis and one waverunner at your disposal, and MY The Wellesley is accredited to offer PWC licensing.

Besides the inflatable kayaks, tow-rings, and stand-up paddleboards, a sundeck-to-waterline freestyle slide and two underwater F5 Seabobs will delight adventurous spirits. A netted saltwater pool offers safe swimming for families.

Huge sliding doors, a side platform and a rise-and-fall rear transom mean that the Beach Club offers sea breezes and panoramic views. At nearly 8m wide it's an ideal spot for afternoon drinks parties.

Alternatively, guests can book a massage with the onboard masseuse while listening to the water lapping the hull.





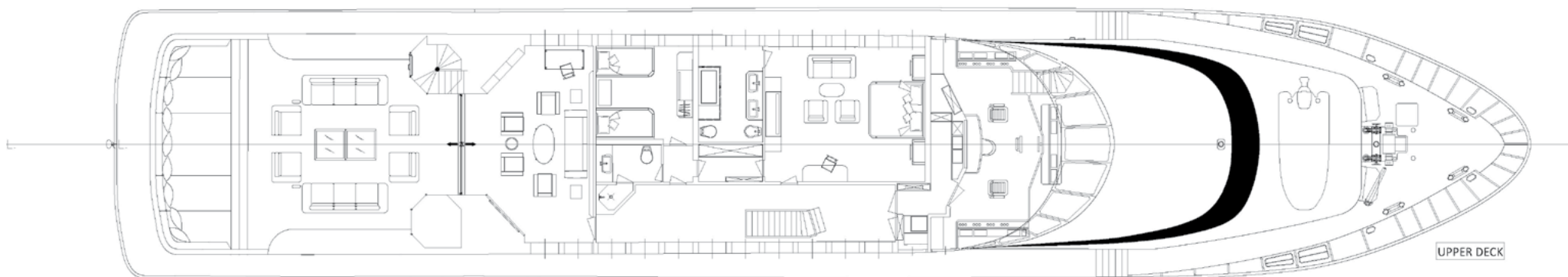
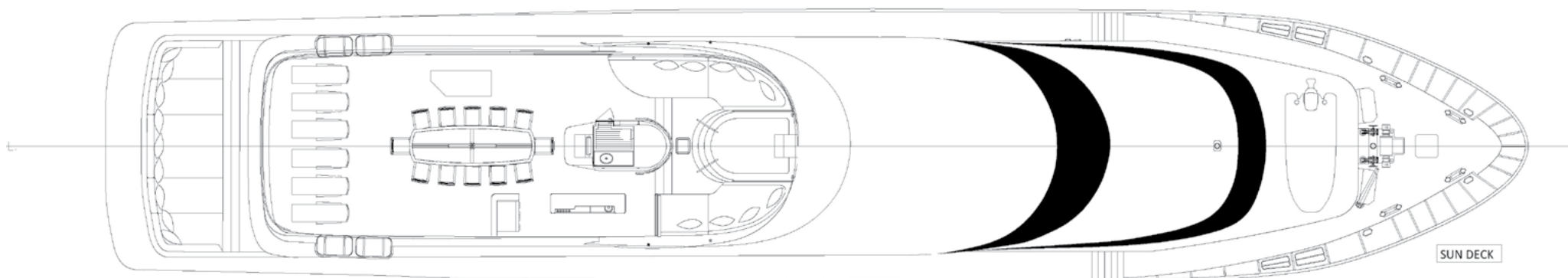
TECHNICAL SPECIFICATION

Builder / Naval Architect: Oceanco
Interior Designer: Donald Starkey / Dennis Irvine
Exterior Designer: Gerhard Gilgenast / Cor De Rover

Built: 1993
Refit: 2016
Guests: 12
Cabins: 6
Crew: 12

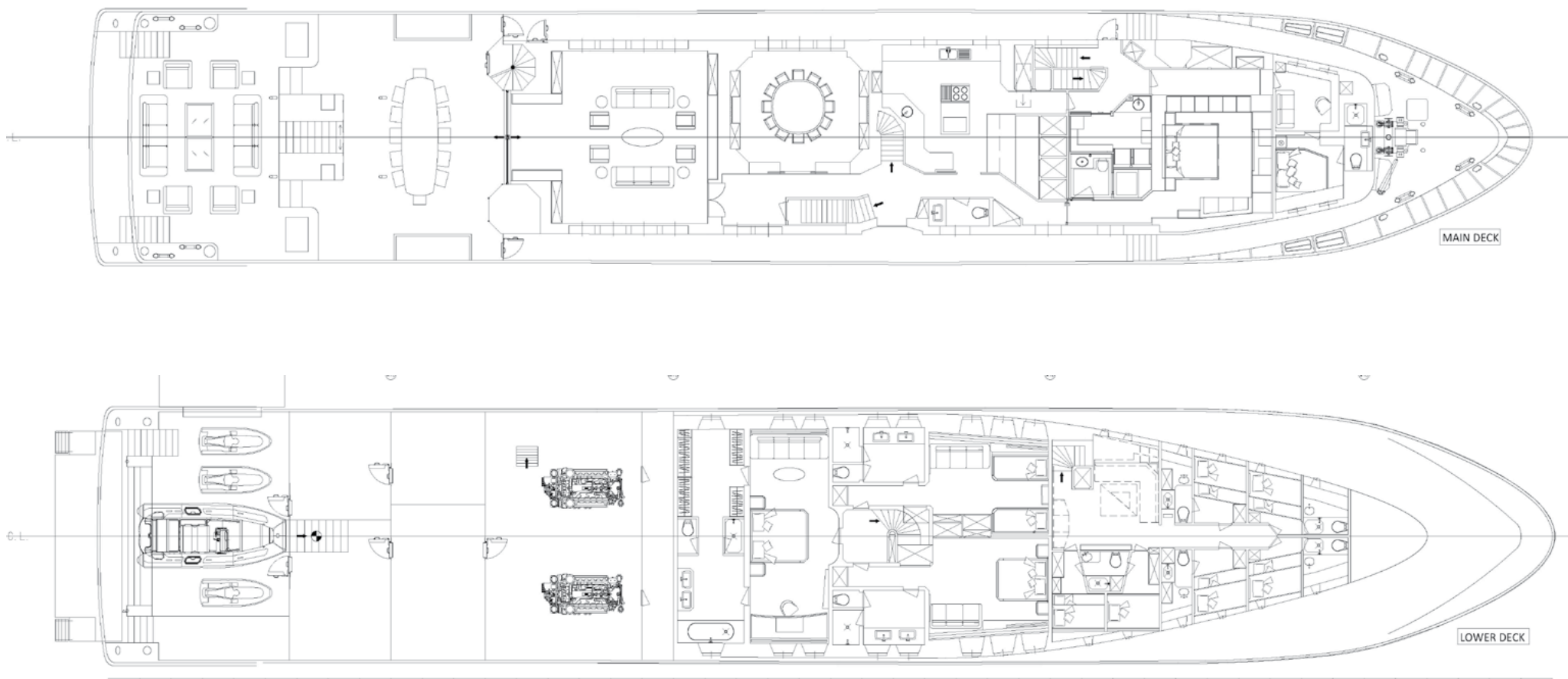
Cruising speed: 14 knots
Length Overall: 56.15m
Moulded Breadth: 9.20m
Depth: 3,60m
Gross Tonnage: 646 tons

ARRANGEMENT



MY The Wellesley has been designed to offer maximum outdoor entertaining space as well as mirroring the hotel's generous suites and expansive bathrooms.

ARRANGEMENT



From the sun deck to the beach club, the cigar lounge to the owner's suite, the yacht is seamless with the hotel in both style and service.

An aerial photograph of a coastal town at night. The town is built on a hillside, with buildings illuminated by warm lights. A large white motor yacht is docked in the harbor, also illuminated. The water reflects the lights from the town and the yacht. In the background, there are mountains and a cloudy sky.

The
Wellesley
MOTOR YACHT

FOR MORE INFORMATION, PLEASE CONTACT
YOUR PREFERRED CHARTER BROKER