


# RAGNAR

68 METRE CONVERSION PROJECT

ICON  
YACHTS

DUTCH MASTER  
YACHTBUILDERS





ICON  
YACHTS

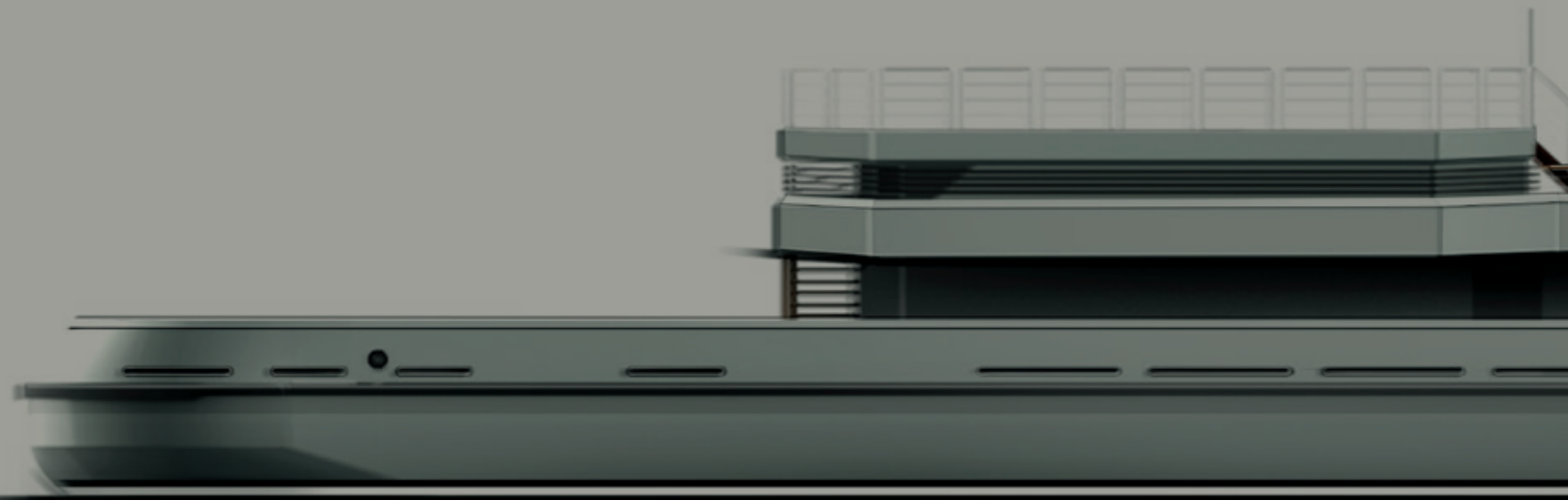
RWD

# CREATING AN ICON



We're defined by our values – values that are at the heart of everything we do. Our dedication to creating the world's **finest quality** superyachts demands minute attention to detail across product and service. At the same time, our natural **Dutch efficiency** drives an unwavering commitment to delivering on budget and on time. Our **flexible approach** to each project means we're always able to put your needs first, and we ensure **absolute transparency** at all times. Because with transparency comes trust.

*Jen Wartena*  
CEO




DUTCH EFFICIENCY ◦ FLEXIBILITY ◦ QUALITY ◦ TRANSPARENCY



# INTRODUCING THE ULTIMATE EXPLORER

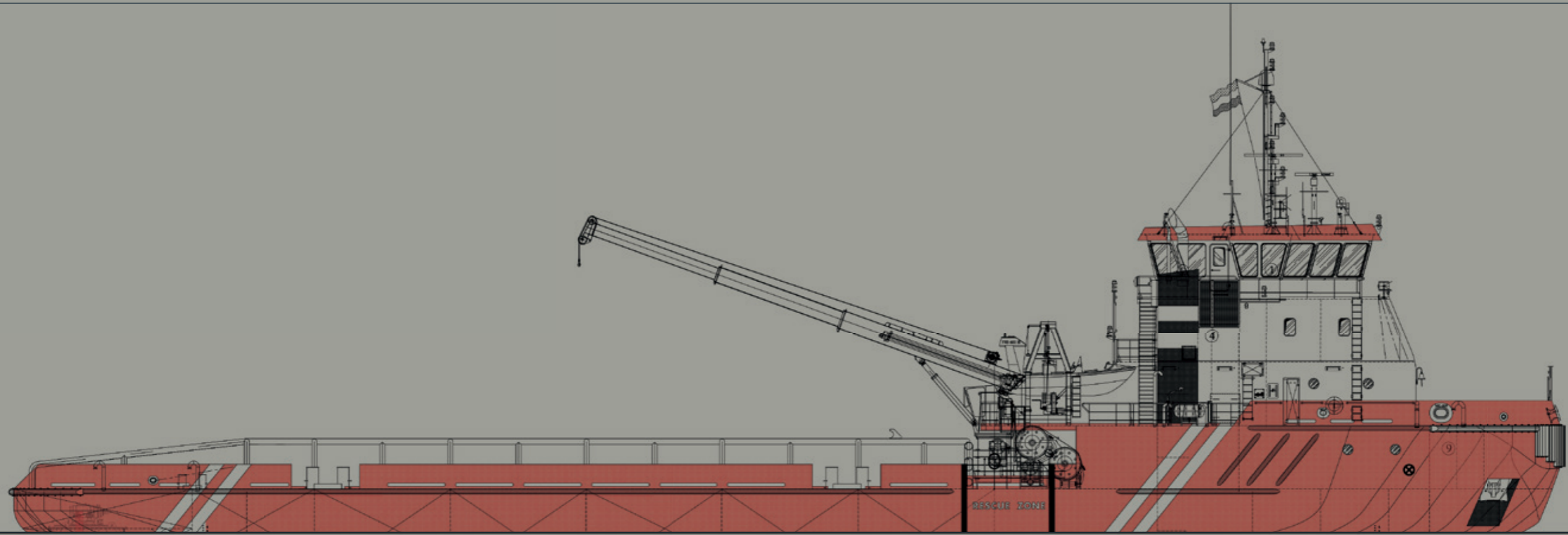
Discover the planet in style with Ragnar.

Originally built as an ice-breaking multi-purpose supply vessel, Ragnar has been transformed into a stunning and unique Arctic explorer superyacht. The ultimate adventure experience delivered with unsurpassed style and luxury.



DUTCH EFFICIENCY ◊ FLEXIBILITY ◊ QUALITY ◊ TRANSPARENCY

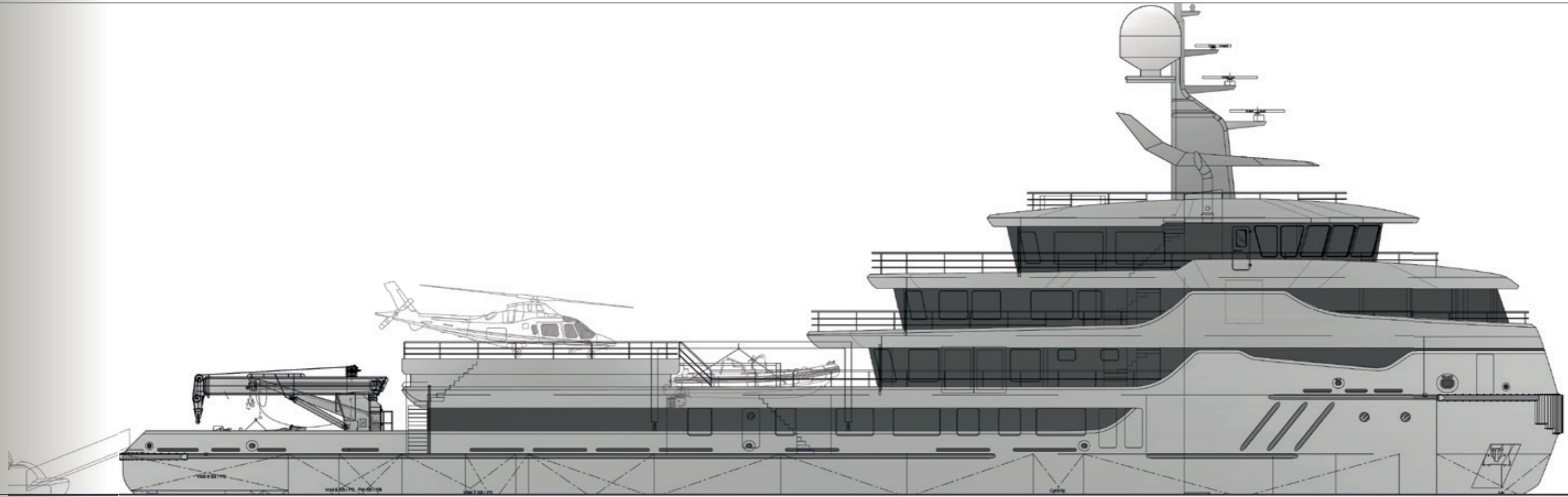




# FROM SUPPLY VESSEL

Built in Holland in 2012, Sanaborg was an ice breaking multi-purpose support supply vessel. In July 2017 she entered the ICON Yachts yard, undergoing an incredible transformation to emerge as the luxury superyacht, Ragnar.





## TO SUPERYACHT

Ragnar is a rare example of genuine explorer superyacht, with certified ICE Class A1 super hull. She owes her ice-breaking capability to unique ICE class PC5-rated electric-driven ice pods. Ragnar's huge range of 6,000 nautical miles, enables owners and guests to explore the most remote areas of the planet.

# SPECIFICATIONS

**LENGTH OVERALL:**

68.20m 224.00ft

**BEAM MOULDED:**

14.00m 45.93ft

**BEAM OVERALL:**

14.30m 46.92ft

**DRAUGHT:**

2.50m 8.20ft

**GROSS TONNAGE:**

2,450GT

**AREA:**

Luxury area: 689.9 m<sup>2</sup>  
 Exterior area: 1,030.2 m<sup>2</sup>  
 Crew area: 205.5 m<sup>2</sup>  
 Service/storage area: 648.4 m<sup>2</sup>  
**Total area: 2,574.0 m<sup>2</sup>**

**TOP SPEED:**

12.5kn

**CRUISE SPEED:**

10.5 kn

**CREW:**

13

**OWNER AND GUESTS (SLEEPING):**

12

**ENGINES:**

2x Caterpillar model 3516 HD  
 Tier II 2095 bkW (2040hp) @ 1800rpm

**HULL TYPE:**

Full displacement steel

**NAVAL ARCHITECTURE:**

Conoship B.V. Groningen, The Netherlands

**DESIGN:**

RWD, Beaulieu, Brockenhurst,  
 United Kingdom

**CLASSIFICATION:**

BV I; +HULL; +MACH; +AUT - UMS;  
 Special Service: Ice Breaker; Ice Class 1A  
 Super; Strength bottom; Unrestricted  
 navigation; ALM (main deck crane);  
 INWATER SURVEY; CLEANSHIP 7+

**HULL MATERIAL:**

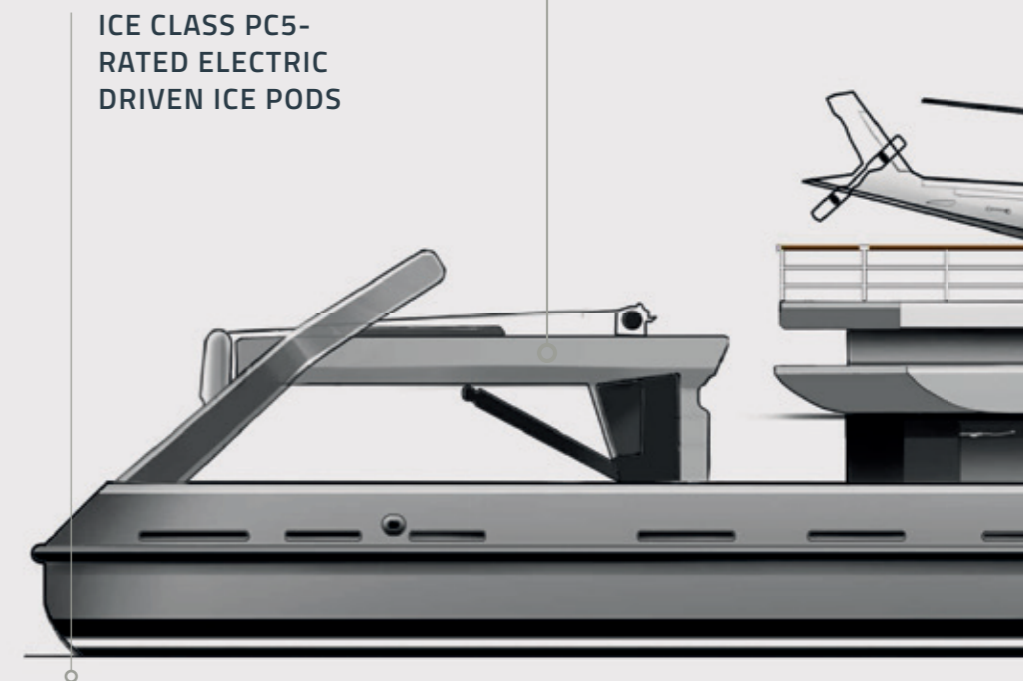
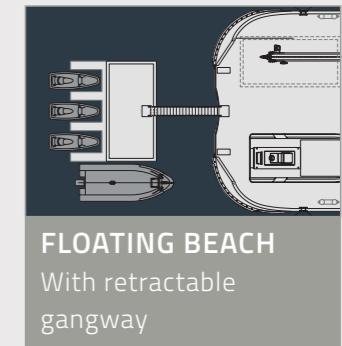
Grade A mild steel

**SUPERSTRUCTURE MATERIAL:**

Grade A mild steel

**TENDERS AND TOYS**

1x Luxury Ripsaw EV2  
 1x Helicopter EC145  
 2x 8m Tenders  
 2x 6m RIBs  
 1x Sea explorer submarine for two people  
 2x Jet skis  
 2x Laser sailing boats  
 1x RIB Castoldi 26





**HELICOPTER**  
EC145 helicopter  
and fully certified  
landing pad



**DESIGNATED  
TOY DECK**  
Including Luxury  
Ripsaw EV2



**CERTIFIED  
ICE CLASS A1  
SUPER HULL**



DESIGN

---

# SLEEK STYLING

---


BY

RWD



Designed by the renowned British yacht designers, RWD, Ragnar combines the capabilities of a serious, ice-breaking Arctic explorer, with the comfort and luxury of a world-class superyacht.

Ragnar's ground-breaking exterior styling is inspired by a fusion of medieval war craftsmanship with the sleek lines of contemporary design.



Sky lounge whisky bar

DUTCH EFFICIENCY ◊ FLEXIBILITY ◊ QUALITY ◊ TRANSPARENCY



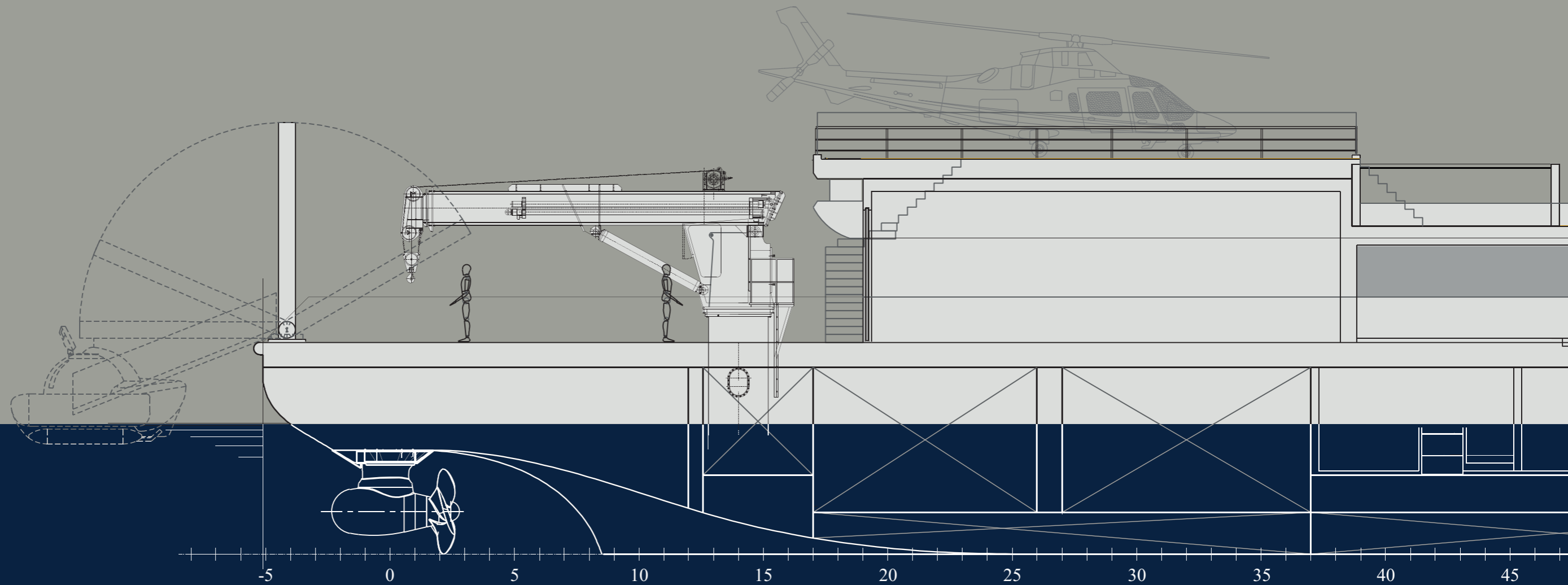
# INSPIRED INTERIOR

The forms, colours and textures of  
Ragnar's grand interior draw on  
a theme of British heritage.



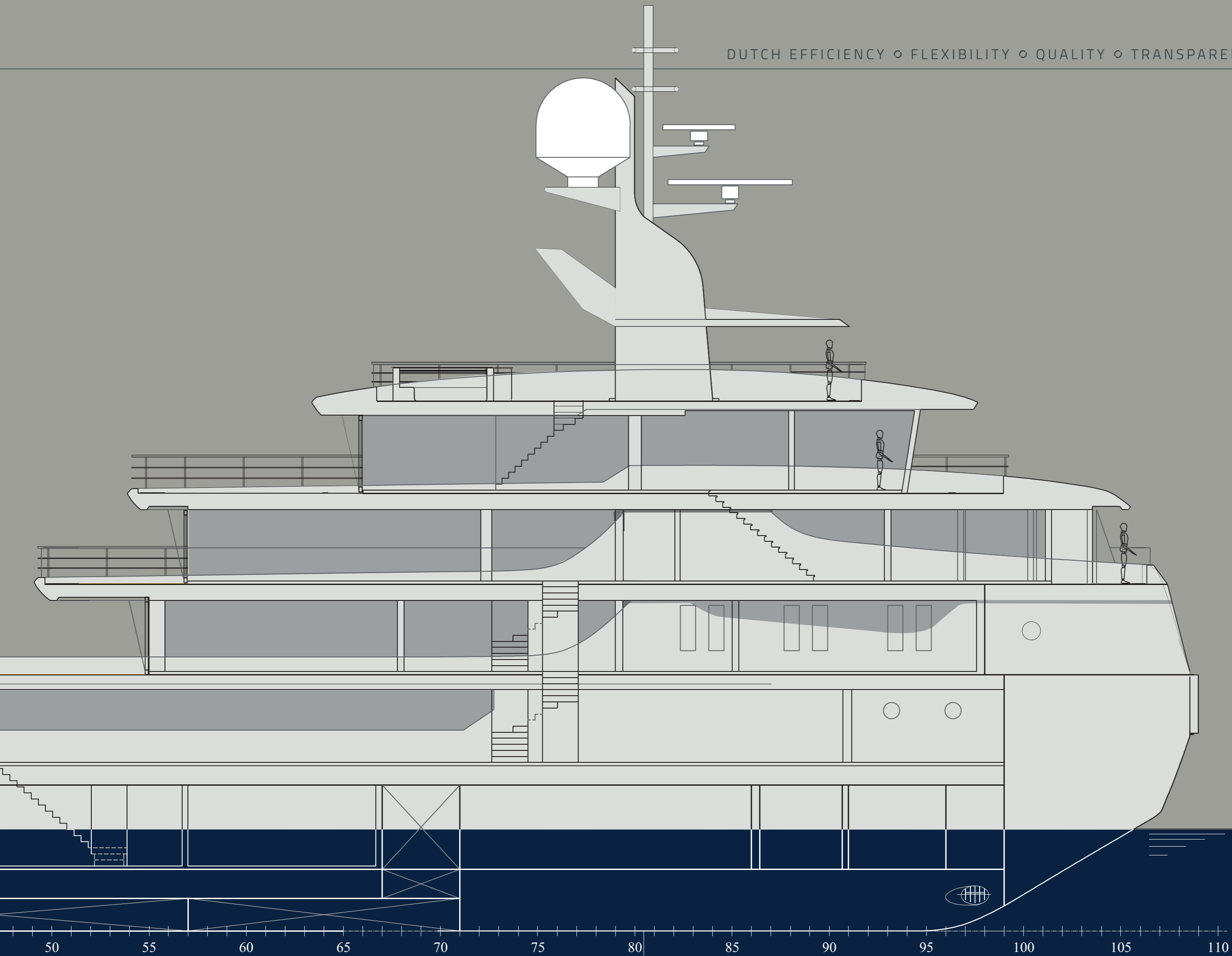
Guest cabin


# GENERAL ARRANGEMENT





DUTCH EFFICIENCY ◦ FLEXIBILITY ◦ QUALITY ◦ TRANSPARENCY

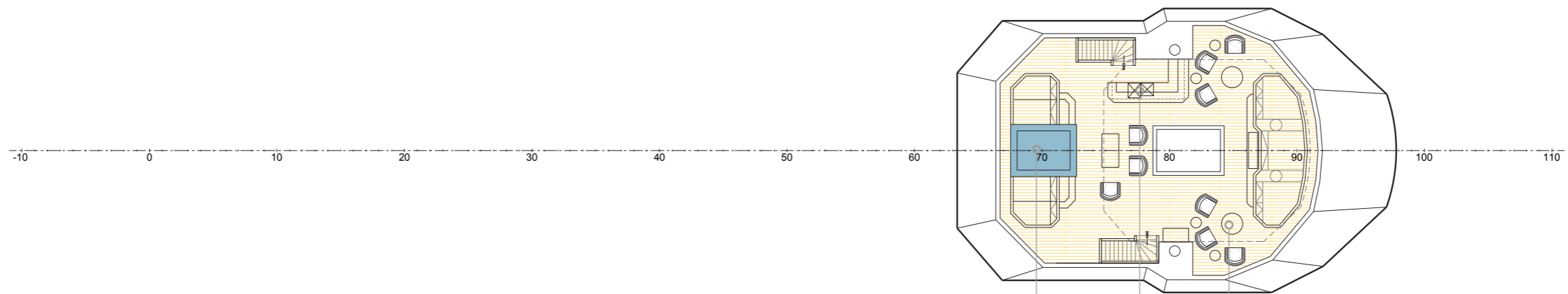




ICON

# GENERAL ARRANGEMENT THE TOP DECK

At 16350 from B.L.



**POOL**  
3m x 2.35m

**STUNNING VIEWS**  
Outdoor social and  
casual dining spaces

**BAR**  
With fridge and  
ice maker

**KEY:**

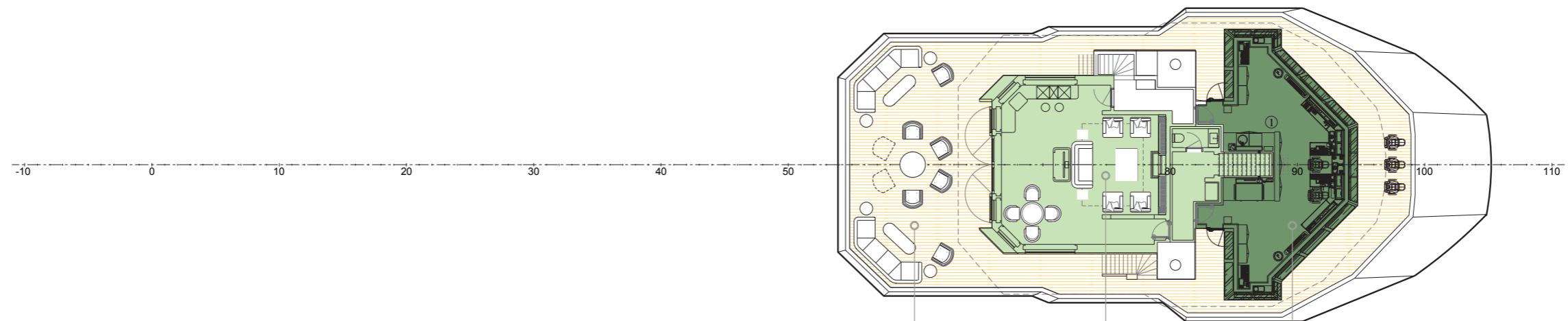
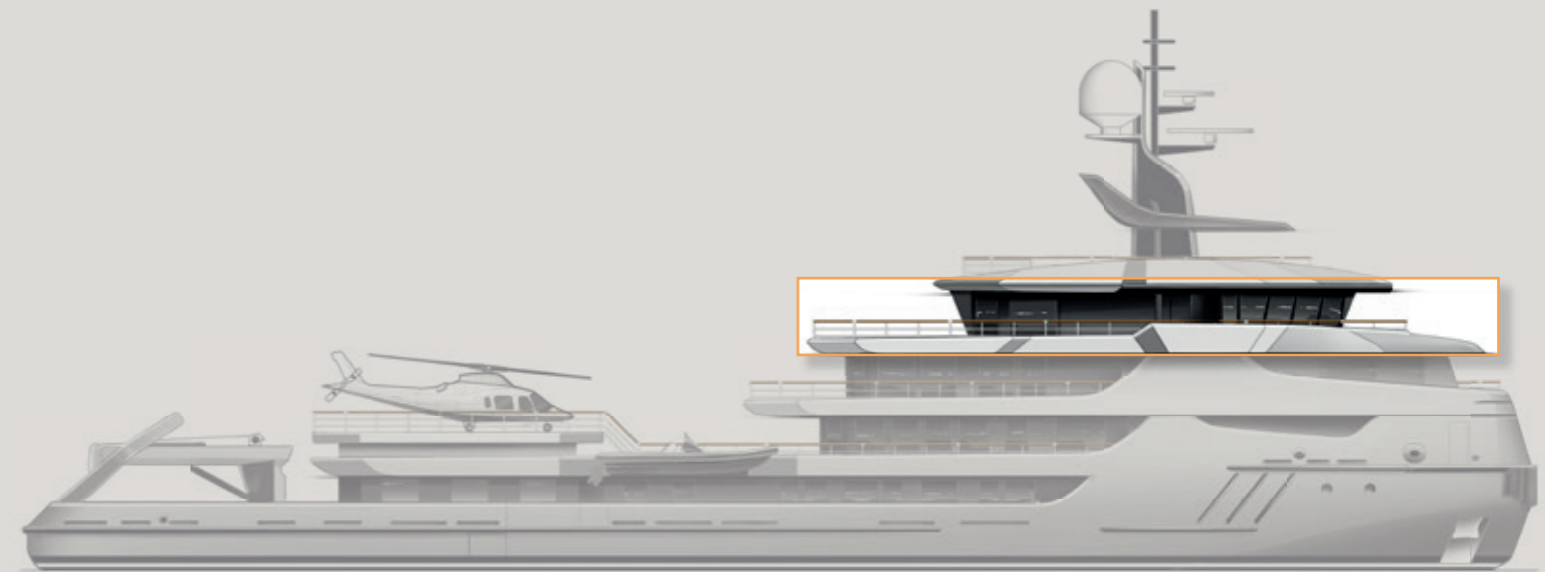
 Pool

 Exterior deck

DUTCH EFFICIENCY ◦ FLEXIBILITY ◦ QUALITY ◦ TRANSPARENCY

# GENERAL ARRANGEMENT THE A-DECK

At 13500 from B.L.






**OUTDOOR DINING**  
Outdoor social and casual dining space




**SKY LOUNGE**  
Featuring whisky bar and fireplace

**WHEELHOUSE**

**KEY:**

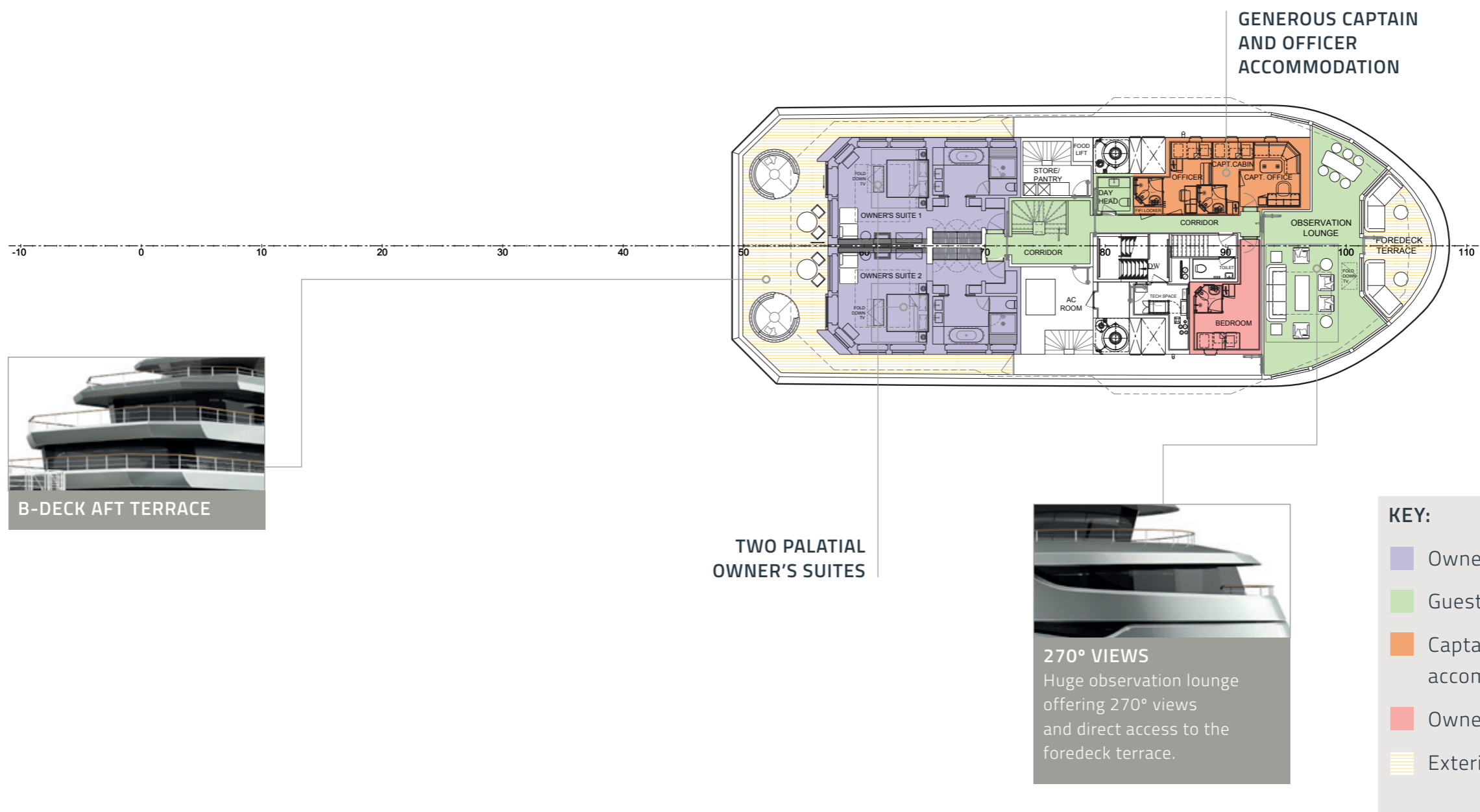
-  Guest area
-  Wheelhouse
-  Exterior deck



ICON

# GENERAL ARRANGEMENT THE B-DECK

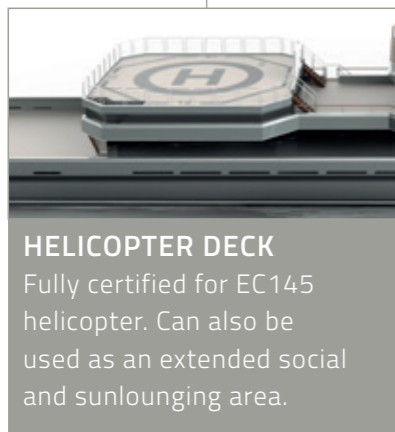
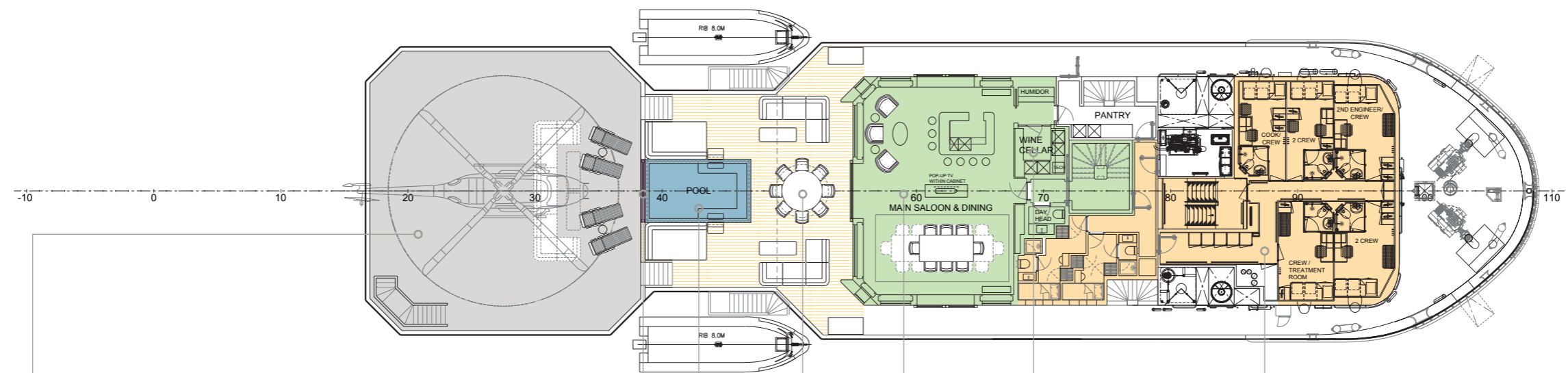
At 10700 from B.L.



DUTCH EFFICIENCY ◦ FLEXIBILITY ◦ QUALITY ◦ TRANSPARENCY

# GENERAL ARRANGEMENT THE C-DECK

At 7900 from B.L.



## HELICOPTER DECK

Fully certified for EC145 helicopter. Can also be used as an extended social and sunlounging area.

**POOLSIDE ENTERTAINMENT**  
Cinema screen and projector

**4.6m POOL**

**POOLSIDE DINING**  
With expanding circular table

**INDOOR DINING**  
71m<sup>2</sup> main saloon and dining area seats up to 14 guests and includes a fully equipped bar with beer pumps

**FINE WINES**  
Dedicated wine cellar and beer barrel storage

**GENEROUS CREW QUARTERS**

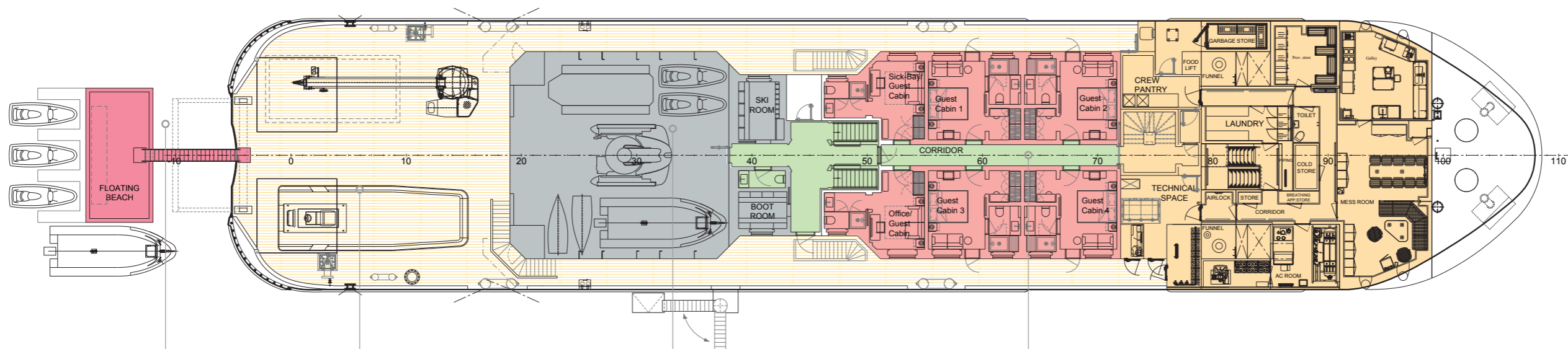
## KEY:

- Swimming pool
- Exterior deck
- Guest area
- Crew quarters
- Helicopter deck

ICON

# GENERAL ARRANGEMENT THE MAIN DECK

At 5100 from B.L.



**10m  
LANDING  
CRAFT**



### TOY GARAGE

Dedicated toy & tender room includes:

- 1x Luxury Ripsaw EV2
- 1x Helicopter EC145
- 2x 8m Tenders
- 2x 6m RIBs
- 1x Sea explorer submarine for two people
- 2x Jet skis
- 2x Laser sailing boats
- 1x RIB Castoldi 26

### GUEST CABINS

4-6 luxurious guest cabins with exterior doors

### FLOATING BEACH

With retractable gangway

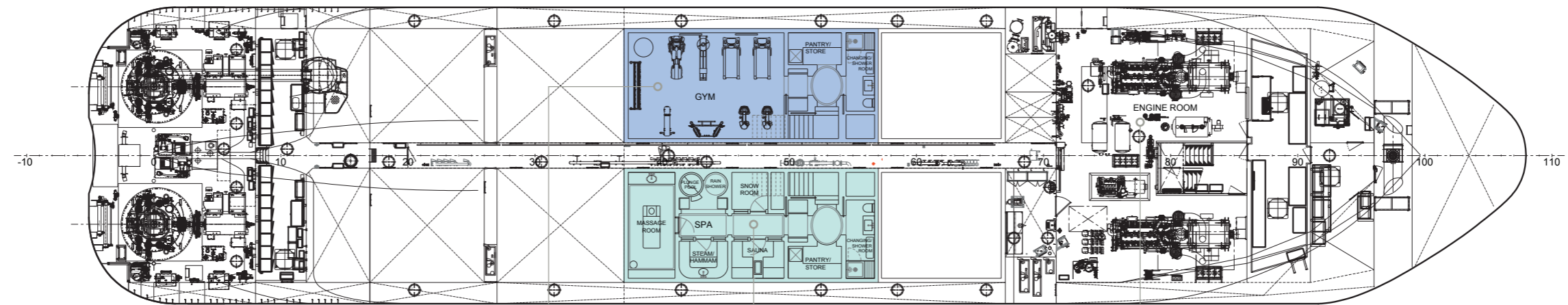
### KEY:

- Guest area
- Guest accommodation
- Crew quarters
- Toy garage

DUTCH EFFICIENCY ◦ FLEXIBILITY ◦ QUALITY ◦ TRANSPARENCY

# GENERAL ARRANGEMENT THE TANKTOP

At 1000 from B.L.



GYM

ENGINE ROOM

**SPA**  
Including massage room, hammam, sauna, snow room, plunge pool and rain shower

**KEY:**

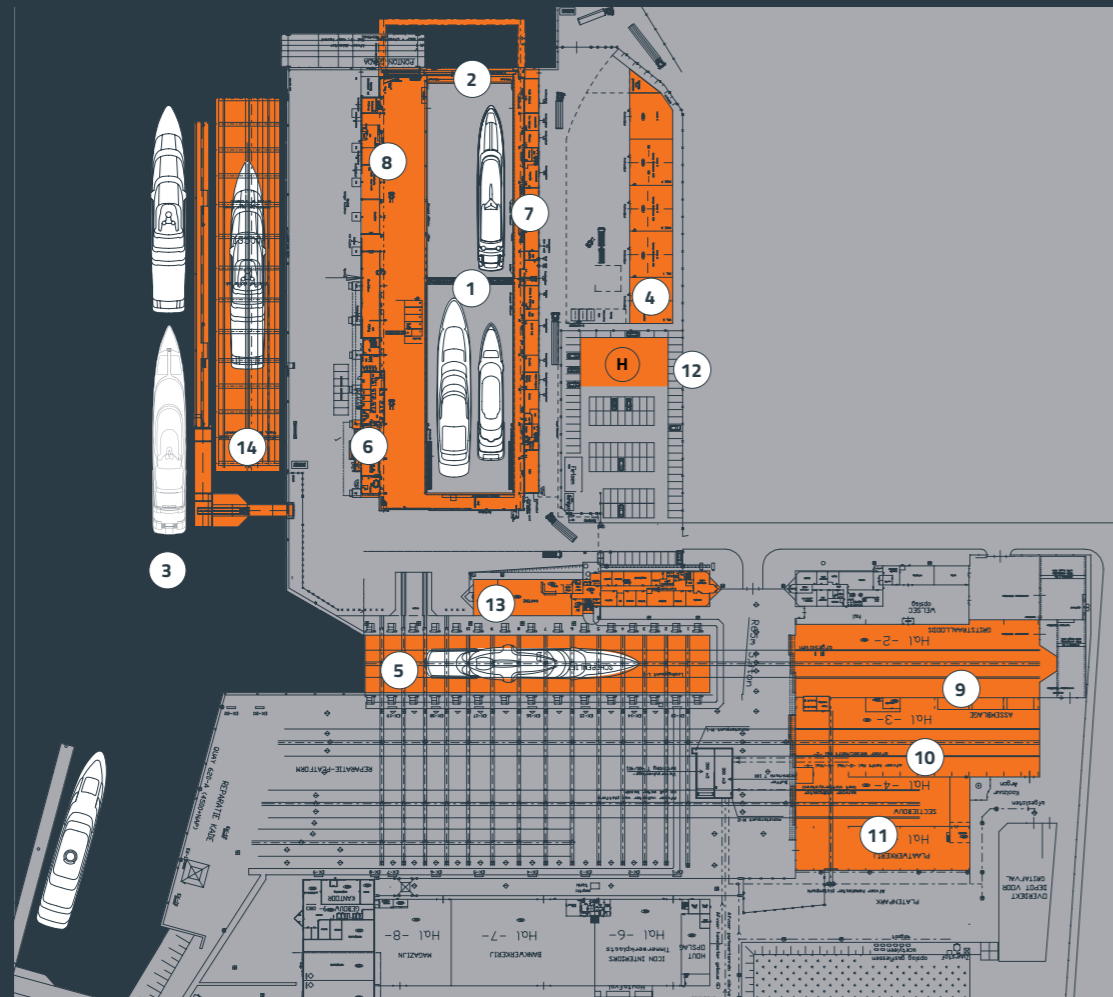
■ Gym

■ Spa

## WHERE WE ARE

The main ICON yard and its surrounding partners are in a very sheltered location just 2.5km from the North Sea via clear access, with no locks or obstacles to navigate. We share our facilities with an extended family of vital co-makers and craftspeople, addressing virtually every eventuality or specialism that you might require.

ICON work with the world's top designers, utilising a hyper-efficient system that combines extensive pre-planning with an innovative modular construction technique to guarantee the finest quality whilst reducing build time.



## YARD FACILITIES

- 01. 150m Covered and heated dry dock with 7.5m maximum draft
- 02. 200 ton overhead crane with 12m outreach
- 03. 500m of secure berthing with 6.5m draft
- 04. 1200sqm of secure and heated storage buildings sectioned per project
- 05. 4500 ton Syncrolift \*
- 06. ICON main offices on site overlooking refit projects
- 07. On-site co-maker's workshops
- 08. 800sqm of crew/captains offices & facilities on site for 50+ people \*
- 09. 90m long, 25m wide and 35m high dust controlled blasting/paint shed \*
- 10. Steel section buildings \*
- 11. Steel workshop and special assemblies \*
- 12. Helicopter landing facility
- 13. Canteen \*
- 14. 130m long, 20m wide, 29m high floating dock

\* Shipyard partners



# ICON YACHTS

NORTH SEA

## DEN HELDER AIRPORT

ICAO-Code: EHKD  
Tel: +31 (0) 223-635 666  
www.denhelderairport.nl

Distance from ICON Yachts 67 km



HARLINGEN



STAVOREN



SNEEK



HOORN



ROTTERDAM

## SCHIPHOL AIRPORT AMSTERDAM

Reservations through KLM Jet Center  
ICAO-Code: EHAM  
Tel: +31 (0)20-6488178  
www.jetcenter.nl

Distance from ICON Yachts: 130 km



DOKKUM



LEEUWARDEN



## GRONINGEN AIRPORT EELDE

ICAO-Code: EHGG  
Tel: +31 (0)50-3097070  
www.gae.nl

Distance from ICON Yachts: 124 km

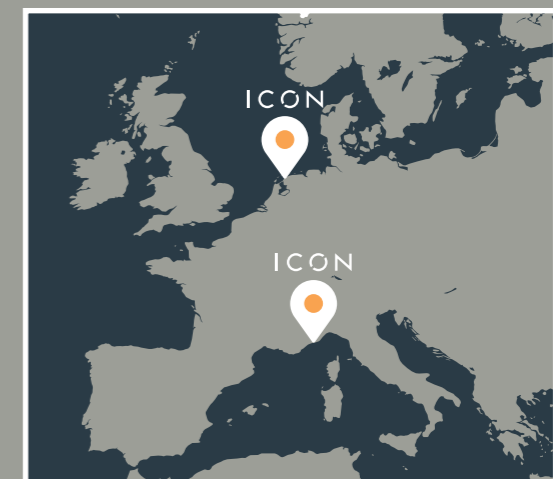
NETHERLANDS

GERMANY

## DÜSSELDORF AIRPORT

Reservations through KLM Jet Center  
ICAO-Code: EDLN  
Tel: +49 (0) 211-421-0  
www.dus-int.de

Distance to ICON Yachts: 300 km




**CONTACT US**

**T:** +31 517 494 600 | **E:** info@iconyachts.eu

ICON Yachts | Lange Lijnbaan 11 | 8861 NW Harlingen | The Netherlands

[www.iconyachts.eu](http://www.iconyachts.eu)





RAGNAR

ICON  
YACHTS  
DUTCH MASTER  
YACHTBUILDERS